


Welcome to Sixth Form open evening

The Art team



Mrs Harris
Head of Art



Miss Allard
Teacher of Art



Mrs Hamilton
Art technician

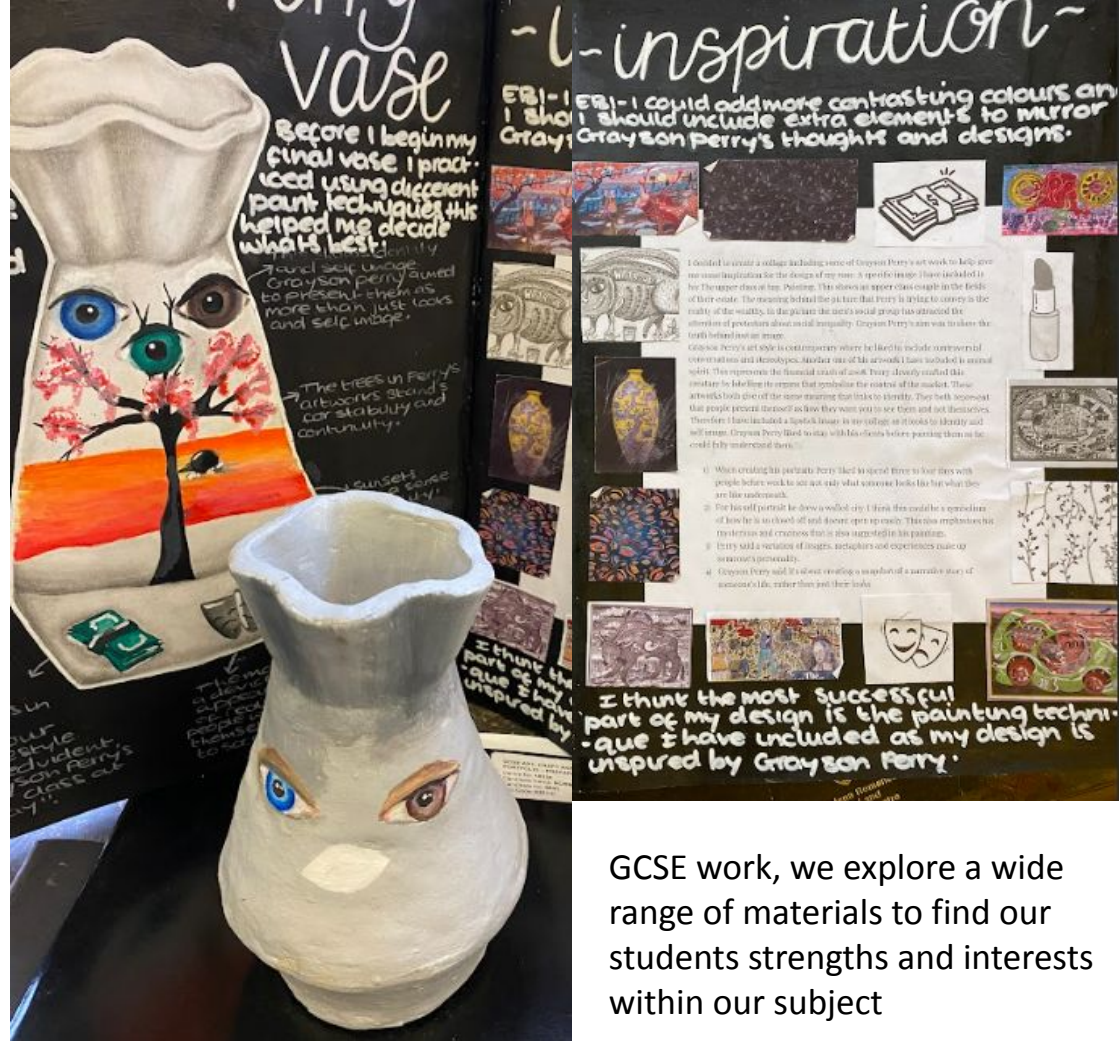


Ms Winter
Teacher of Art &
Head of yr13



We are currently running the EDUQAS Art and Design course for GCSE. This allows our students to refine all of the prior knowledge gained at KS3 using their skills from previous years.

Students select the type of artwork they want to develop and choose artists to support them in their studies
This independence means that students will be ready for A level



GCSE work, we explore a wide range of materials to find our students strengths and interests within our subject



Students have said:

‘They feel supported by staff’


‘They are happy with the amount of techniques and styles that they can choose from’

‘Staff are always willing to help and offer their time for extra support’

The A level Course

Find the A level specification here.

On it you will find, how the course is run. What assessment objectives there are and there overall weightings. The marking grid used to level the students and key things the exam board look for.



link :

<https://www.eduqas.co.uk/media/a3ndenvr/eduqas-a-level-art-and-design-spec-from-2015-e-090119.pdf>

The course we run is:

EDUQAS A LEVEL ART, CRAFT & DESIGN

By doing this instead of Fine Art we can give the students more freedom to include, clay, photography and or textiles if they wish

Overview of course (key points from the spec)

A LEVEL ART and DESIGN SUMMARY OF ASSESSMENT

Component 1: Personal Investigation (60% of qualification/120 marks)

The Personal Investigation consists of **two** integrated constituent parts:

1. a major in-depth critical, practical and theoretical investigative project/portfolio and outcome/s based on themes and subject matter that have personal significance;
 2. an extended written element of 1000 words minimum, which may contain images and texts and must clearly relate to practical and theoretical work using an appropriate working vocabulary and specialist terminology.
- Both the practical/theoretical work and the written element will be assessed together using the assessment objectives. Learners will be required to select, evaluate and present their work for assessment.
 - The Personal Investigation will be determined by the learner and teacher, assessed by the teacher and externally moderated.
 - No time limit: duration to be determined by the centre.

First project runs from SEPT of yr12 until Feb 1st of yr13

It is worth 60% of final A level and is out of 120 points.

The theme this project is on, the media the student uses and the design are all decided by the student.

Teachers will ensure that the project they design is able to achieve them as many marks as possible

Overview of course (key points from the spec)

Component 2: Externally Set Assignment (40% of qualification/80 marks)

The Externally Set Assignment consists of **two** parts:

Part 1: Preparatory study period

- The externally set assignment materials are to be released to learners from 1 February (in the second year of the course) and will consist of a series of visual and written stimuli, which are to be presented to the learner at the start of the preparatory study period.
- One of the stimuli is to be selected by the learner and used as a starting point from which to elicit a personal response.
- Responses are developed during the preparatory study period. They should take the form of critical, practical and theoretical preparatory work/supporting studies which inform the resolution of ideas in the **15** hours sustained focus study.
- The **start** of the preparatory study period is defined as the date upon which the externally set assignment materials are presented to the learner. The preparatory study period may commence **on or after 1 February**. The preparatory study period **finishes** upon commencement of the sustained focus work.
- Start and finish dates of the preparatory study period to be determined by the centre, taking into account the May deadline for the submission of internally assessed marks to WJEC.

Part 2: 15 hour period of sustained focus work

- The resolution of learners' ideas from the preparatory work must be completed during the designated **15** hours and they must show how their planning relates to the outcome/s.
- The period of sustained focus work must be completed under supervised conditions.
- Centres determine the scheduling of the supervised sustained focus sessions, taking into account the May deadline for the submission of internally assessed marks to WJEC.

Both the preparatory work and sustained focus work will be assessed together, using the assessment objectives.


Learners will be required to select, evaluate and present their work for assessment.

The Externally Set Assignment will be set by WJEC, assessed by the teacher and externally moderated.

Project 2: Exam board will give us a choice of 8+ themes students choose one as their projects theme.


Students have from Feb 1st till April to create a project. This is the same layout as the coursework but a smaller project is expected due to time. The exam piece is designed, tested and practiced over and over before their 15hr exam so there are no surprises and no revision needed

Example of
past paper
here:



Why we like EDUQAS!

They are the only exam board who make all resources available to all. If you want to look at students coursework and exam projects, including what point they achieved and why! It can be found here on their website



AS/A Level Art and Design .

Teaching: Sept 2015 • Reference Codes ⓘ

Key Documents

Overview

Past Papers / Mark Schemes

Resources

Training

Contacts

Upcoming Courses

On Demand Courses

Materials from previous events

Filter



All Types



23 documents found

☐ Collapse / Expand all

Art, Craft & Design

☐ Personal Creative Enquiry

☐ Personal Investigation

☐ Externally Set Assignment

Textile Design

Graphic Communication

Get in touch

Have a question?

Contact us today



Click here to
download 20+ PDFs of
coursework projects

Ignore the 1st its AS level

coursework

Exam

> All Key Dates

Get the latest subject updates

Need Help?


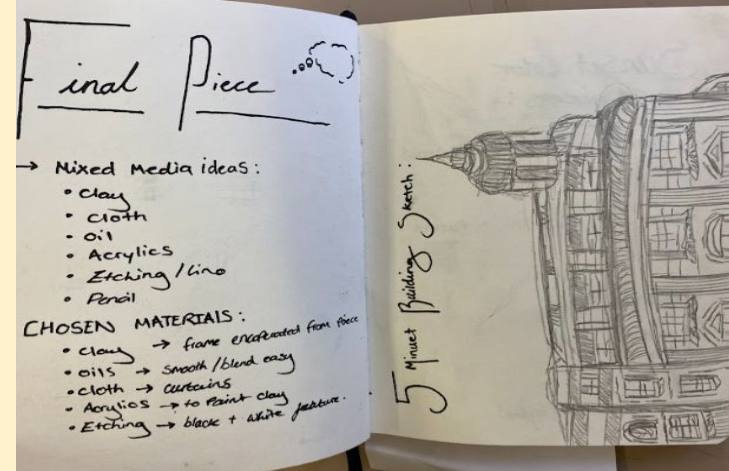
A level

We follow the EDUQAS exam board doing the Art and design qualification.

Students design their own 'personal investigation' it's exactly as it sounds. The student chooses what they focus on, usually designing it to create a portfolio of work that is suitable for their next academic journey.

In previous year's a student wanted to go on to study architecture so their project focused on forms, building and experimenting with relevant materials.

Others have looked at illustration, graphics and currently we are looking at classical fine Art for one of our students



Facilities

We benefit from three large classrooms purpose built for Art practicals.

A green scene and photoshoot area

A darkroom

A kiln to fire all of our clay projects

A workspace for A level Art and photography students which has its own computer suite



30 chromebooks which all students have access to


Darkroom



Develop film
Experiment with
photograms and other
photography processes
Learn how to use an
enlarger
Find out the science
mediums used in
creating traditional
photographs

A level students after
passing a health and
safety will have
complete access to
these facilities



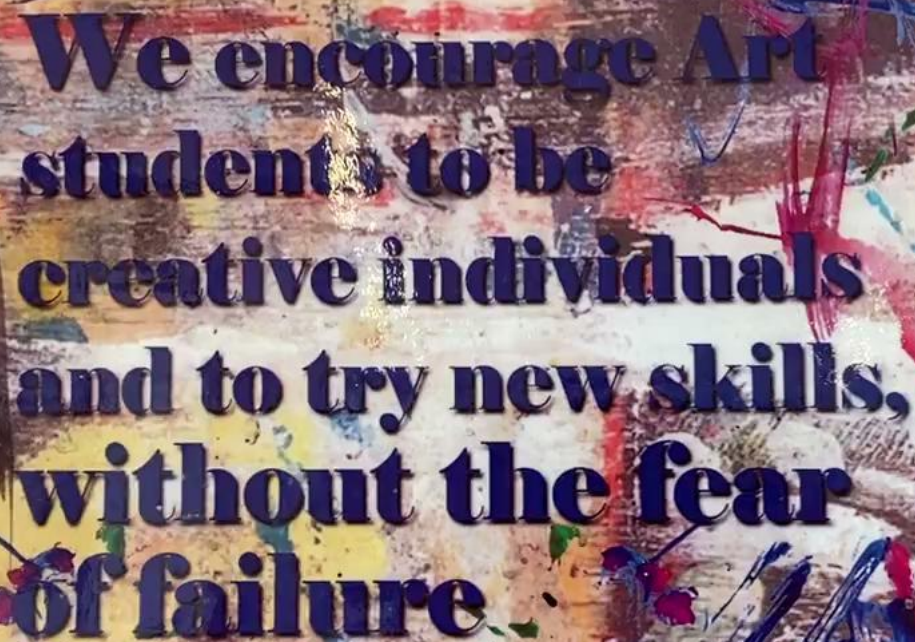


Student work using photography processes



We have lighting equipment and green screen room to help with our digital Art and photography edits





**We encourage Art
students to be
creative individuals
and to try new skills,
without the fear
of failure**

Dedicated Sixth form space, for Art and photography students



We have a dedicated Sixth form space, for Art and photography students to create large scale, experimental pieces. Cupboards are stocked with everything that they need and there is access to computers and a colour printer. Art staff are available and often work alongside students in this area



Our large Kiln allows all year groups to create clay outcomes.

A level students can choose to work in clay. It is up to them if they wish to explore this media. Students can fire their work by contacting our Art technician who is available 3 days a week.

New build facilities

4 large purpose built classrooms, large bright spaces with lots of bench area and worktops to allow students freedom to work on larger projects

Darkroom and digital editing areas

Kiln and drying space to continue our ceramic success!

The chromebooks will move with us!

We will be ground floor so I will be easier to show off our amazing Artwork and invite parents to open events/ exhibitions


So why choose HRS



- Small classes to get the one to one help they need
- Designated sixth form space
- Great facilities for photography & clay
- Specialist staff in photography, graphic design, printmaking and fine art.
- Digital guidance using google classroom so students are fully supported outside of the classroom
- Access to Exam board resources
- Bespoke projects designed by the students


-

Careers




Graphic design
Web design
Illustration
Typographer
Advertisement
Architect
Animator
Scientific illustrator
Art director
Curator
Fashion designer
Makeup Artist
Interior Designer
Furniture designer
Art therapist
Product designer
The design industry is huge!
Photographer
Magazine design
App programmer
Brand designer
Tattoo artist
Decorator
Art dealer
Art teacher or lecturer
Fine artist
Print maker
Editor
3d artist
Technical writer
Jeweler
Fashion designer

Careers




Graphic design
Web design
Illustration
Typographer
Advertisement
Architect
Animator
Scientific illustrator
Art director
Curator
Fashion designer
Makeup Artist
Interior Designer
Furniture designer
Art therapist
Product designer
The design industry is huge!
Photographer
Magazine design
App programmer
Brand designer
Tattoo artist
Decorator
Art dealer
Art teacher or lecturer
Fine artist
Print maker
Editor
3d artist
Technical writer
Jeweler
Fashion designer

Careers



Graphic design
Web design
Illustration
Typographer
Advertisement
Architect
Animator
Scientific illustrator
Art director
Curator
Fashion designer
Makeup Artist
Interior Designer
Furniture designer
Art therapist
Product designer
The design industry is huge!
Photographer
Magazine design
App programmer
Brand designer
Tattoo artist
Decorator
Art dealer
Art teacher or lecturer
Fine artist
Print maker
Editor
3d artist
Technical writer
Jeweler
Fashion designer

Careers



Graphic design
Web design
Illustration
Typographer
Advertisement
Architect
Animator
Scientific illustrator
Art director
Curator
Fashion designer
Makeup Artist
Interior Designer
Furniture designer
Art therapist
Product designer
The design industry is huge!
Photographer
Magazine design
App programmer
Brand designer
Tattoo artist
Decorator
Art dealer
Art teacher or lecturer
Fine artist
Print maker
Editor
3d artist
Technical writer
Jeweler
Fashion designer